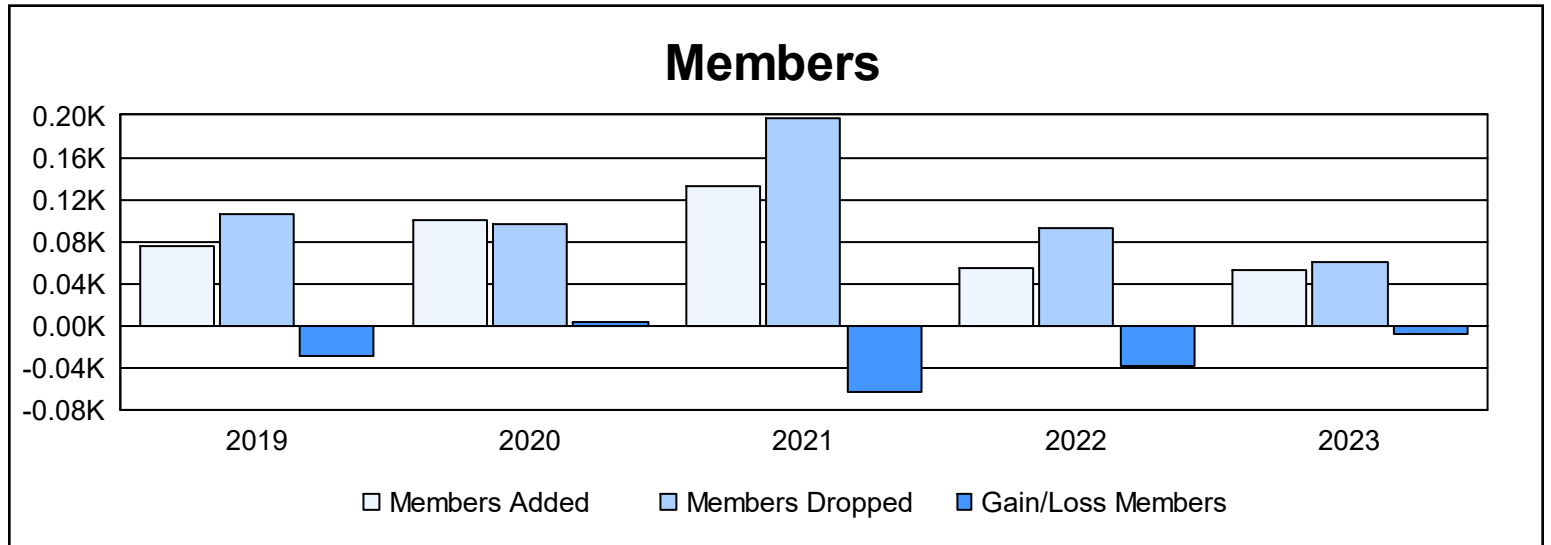
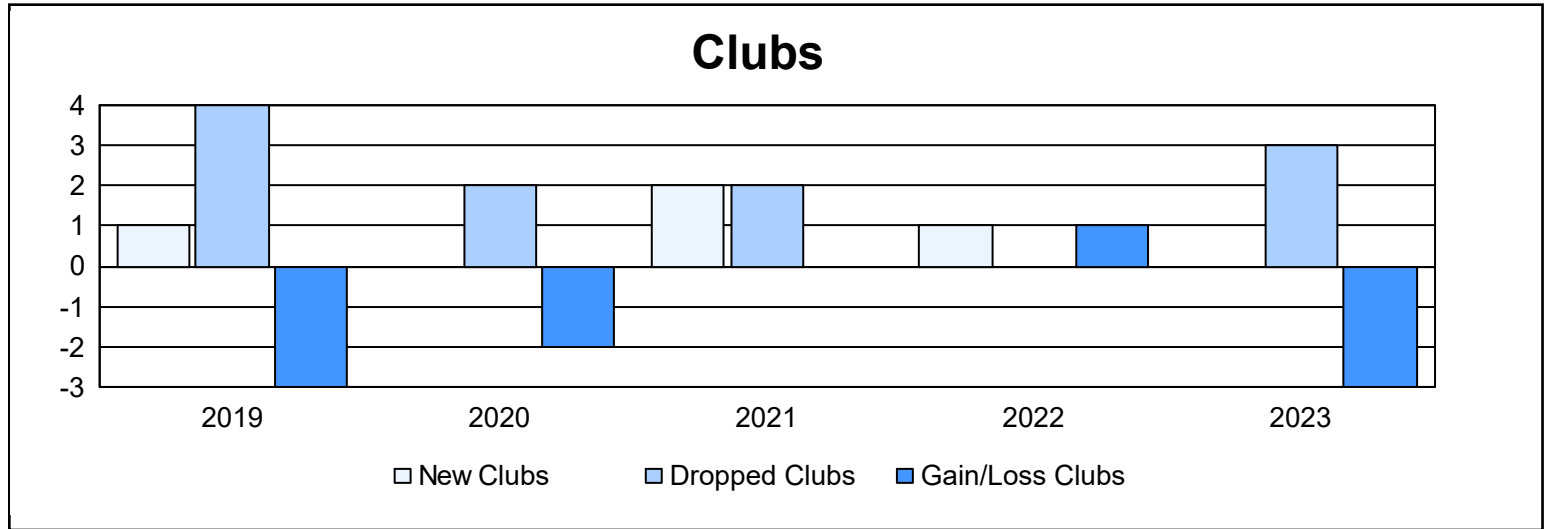
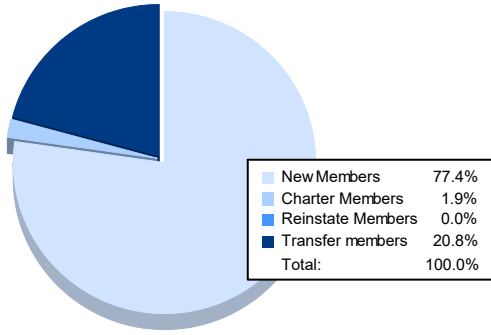


Year	New Clubs	Dropped Clubs	Gain/ Loss Clubs	New Members	Charter Members	Reinstate Members	Transfer Members	Total Member Added	Total Members Dropped	Gain/ Loss Members
2018-2019	1	4	-3	33	33	3	7	76	105	-29
2019-2020	0	2	-2	87	4	9	1	101	97	4
2020-2021	2	2	0	72	55	0	6	133	197	-64
2021-2022	1	0	1	31	20	2	2	55	93	-38
2022-2023	0	3	-3	41	1	0	11	53	61	-8
<b>Average</b>	<b>1</b>	<b>2</b>	<b>-1</b>	<b>53</b>	<b>23</b>	<b>3</b>	<b>5</b>	<b>84</b>	<b>111</b>	<b>-27</b>



### Membership Composition June 2023 Cumulative



### Gender Composition June 2023 Cumulative

